



*Selected Results of the  
National Outcome Study*

*Data collected Dec 2006 – April 2008*

Presented by the K-Wraps Evaluation Work Group

# Who told us?



## Clinicians

- filled out forms re youth's age, gender, diagnoses, etc.

- 32 Youth ages 11-17
- 43 Parents and guardians
  - Each answered long series of questions when they started treatment, and again 6 months later



# Limitations

- Because there are not a lot of follow ups completed yet, we do not show many major changes.
- However there were some positive changes that were worth noting! We now present them...



# Thank you, Clinicians!

- When asked what parents found most helpful, the 2 most common answers were:
  - A particular clinician
  - Counseling, support, “someone to talk to”
- *“The clinician is very helpful. If he were not in the picture (my daughter) would not have received the services she had received.”*



# Help for Families

Better parenting and improved family communication were also mentioned quite frequently

*“My child has learned to open up and share his feelings more. Has also learned to accept responsibility for his actions. We communicate better as a family.”*



# What youth said was the most helpful part of treatment:

- Learning to control anger
- “Someone to talk to”
- Learning to get along with family
- Help staying in school; doing schoolwork



90% of youth and 79% of parents  
agreed or strongly agreed that:


*“Overall, I am satisfied with the  
services I received.”*




# Improvements in Behavior

<b>In the past 6 months, have you . . .</b>	<b>Intake</b>	<b>6 Months</b>
Been a bully or threatened other people...?	51.7%	48.3%
Hit someone or got into a physical fight?	86.2%	55.2%
Been in trouble with the police for skipping school?	25.0%	21.4%
Been in trouble with the police for running away?	41.4%	13.8%

## Caregiver Perspectives on Services at 6 Months

Perspectives on Services	% Reporting Positively	
Access to Services	87.8%	
Participation in Treatment	95.1%	
Cultural Sensitivity	92.7%	
Satisfaction with Service	82.9%	
Outcome	61.0%	

## Youth Perspectives on Services at 6 Months

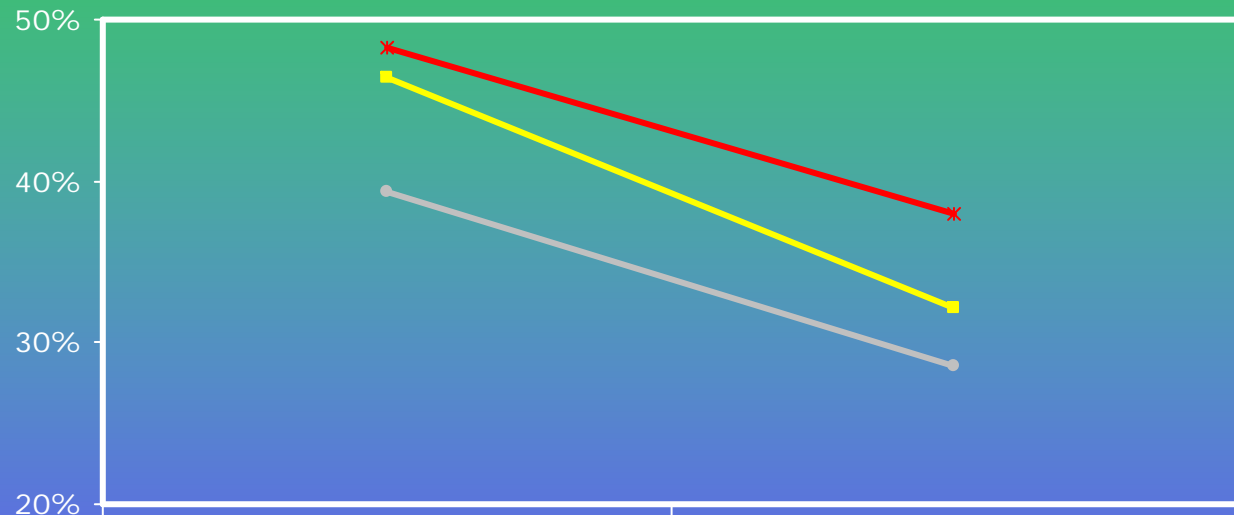
Perspectives on Services	% Reporting Positively	
Access to Services	86.2%	
Participation in Treatment	63.3%	
Cultural Sensitivity	86.7%	
Satisfaction with Service	80.0%	
Outcome	76.7%	

## School Disciplinary Actions at Intake and 6 Months (27 youth)

<b>Actions</b>	<b>Intake</b>	<b>6 Months</b>
<b>Suspended only</b>	<b>74.1%</b>	<b>40.7%</b>
Expelled only	0.0%	0.0%
Suspended and Expelled	3.7%	11.1%
<b>Neither Suspended Nor Expelled</b>	<b>22.2%</b>	<b>48.1%</b>

# Youth Involvement with Juvenile Justice: Intake vs. 6 months later

N = 29



	Intake	6 Months
Questioned by the Police?	46.4%	32.1%
Arrested?	39.3%	28.6%
On Probation?	48.3%	37.9%

*To all youth, families, and staff who  
participated in the evaluation*

**THANK  
YOU**

